

1
A1

EXISTING MAIN FLOOR LAYOUT

SCALE: 1/2" - 1'-0"

GENERAL NOTES:

ALL PLANS REMAIN THE EXCLUSIVE PROPERTY OF THE DESIGNER AND THE CLIENT, FOR THEIR OWN BENEFIT

BEFORE STARTING THE WORK, THE CONTRACTOR IS SOLELY RESPONSIBLE TO CONFIRM THE SITE MEASUREMENTS. NO MEASUREMENTS MUST BE TAKEN FROM THE DRAWING SET.

PROJECT:

CLIENT INFO:

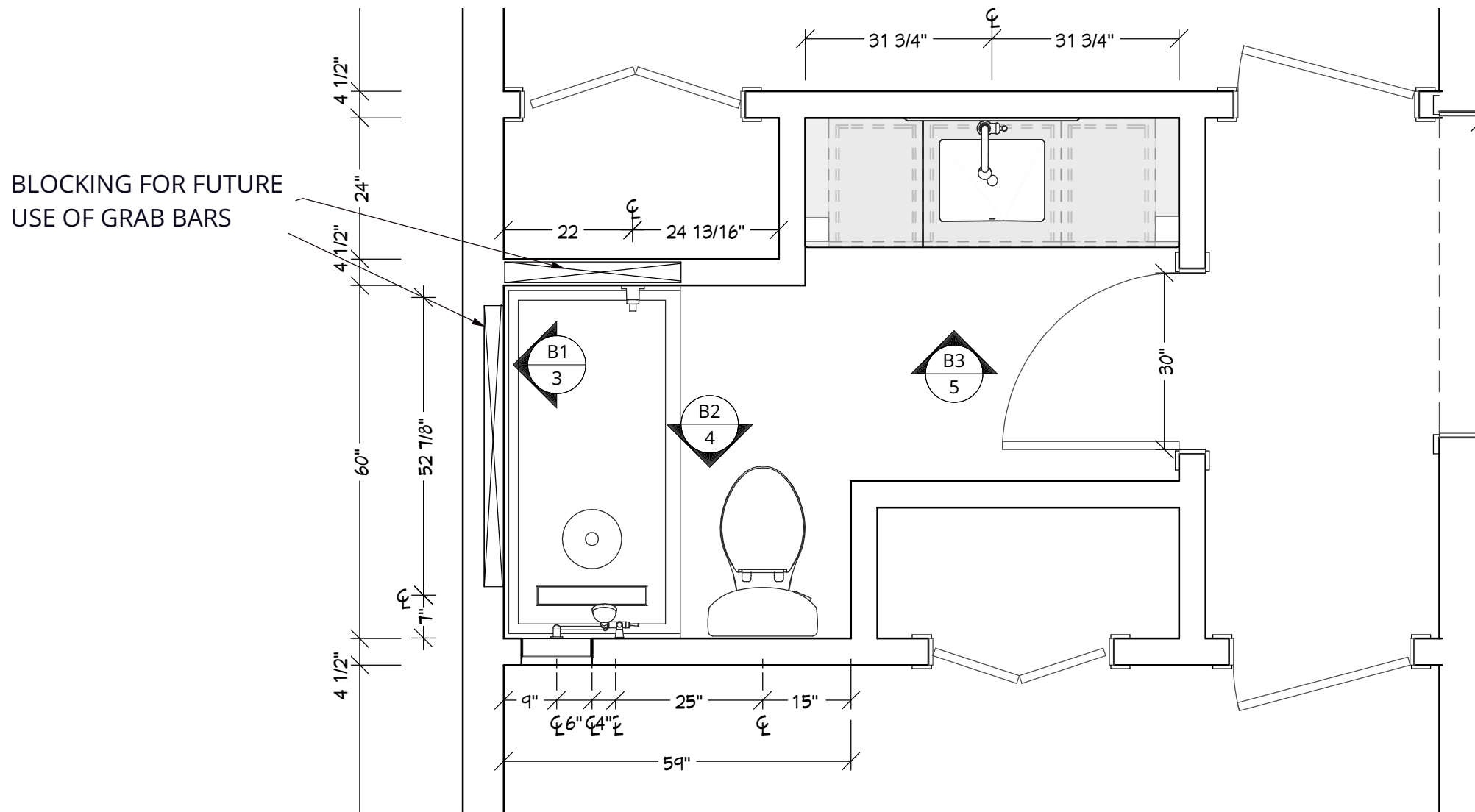
DRAFTED BY:

DRAWING DATE:

REVISION DATE:

SHEET #

1



1
A2

REVISED BATHROOM LAYOUT

SCALE: 1/2" - 1'-0"

GENERAL NOTES:

ALL PLANS REMAIN THE EXCLUSIVE PROPERTY OF THE DESIGNER AND THE CLIENT, FOR THEIR OWN BENEFIT

BEFORE STARTING THE WORK, THE CONTRACTOR IS SOLELY RESPONSIBLE TO CONFIRM THE SITE MEASUREMENTS. NO MEASUREMENTS MUST BE TAKEN FROM THE DRAWING SET.

PROJECT:

CLIENT INFO:

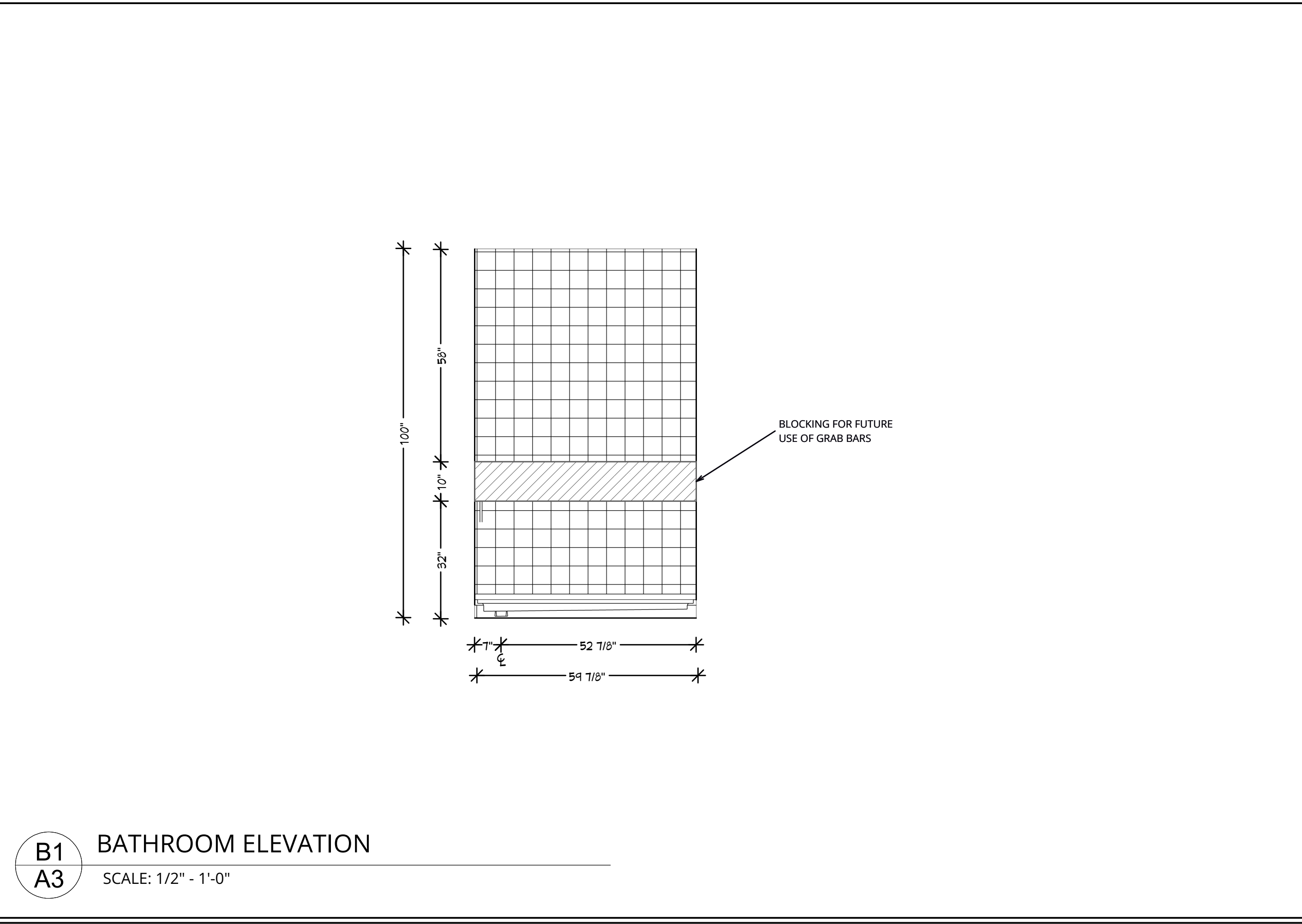
DRAFTED BY:

DRAWING DATE:

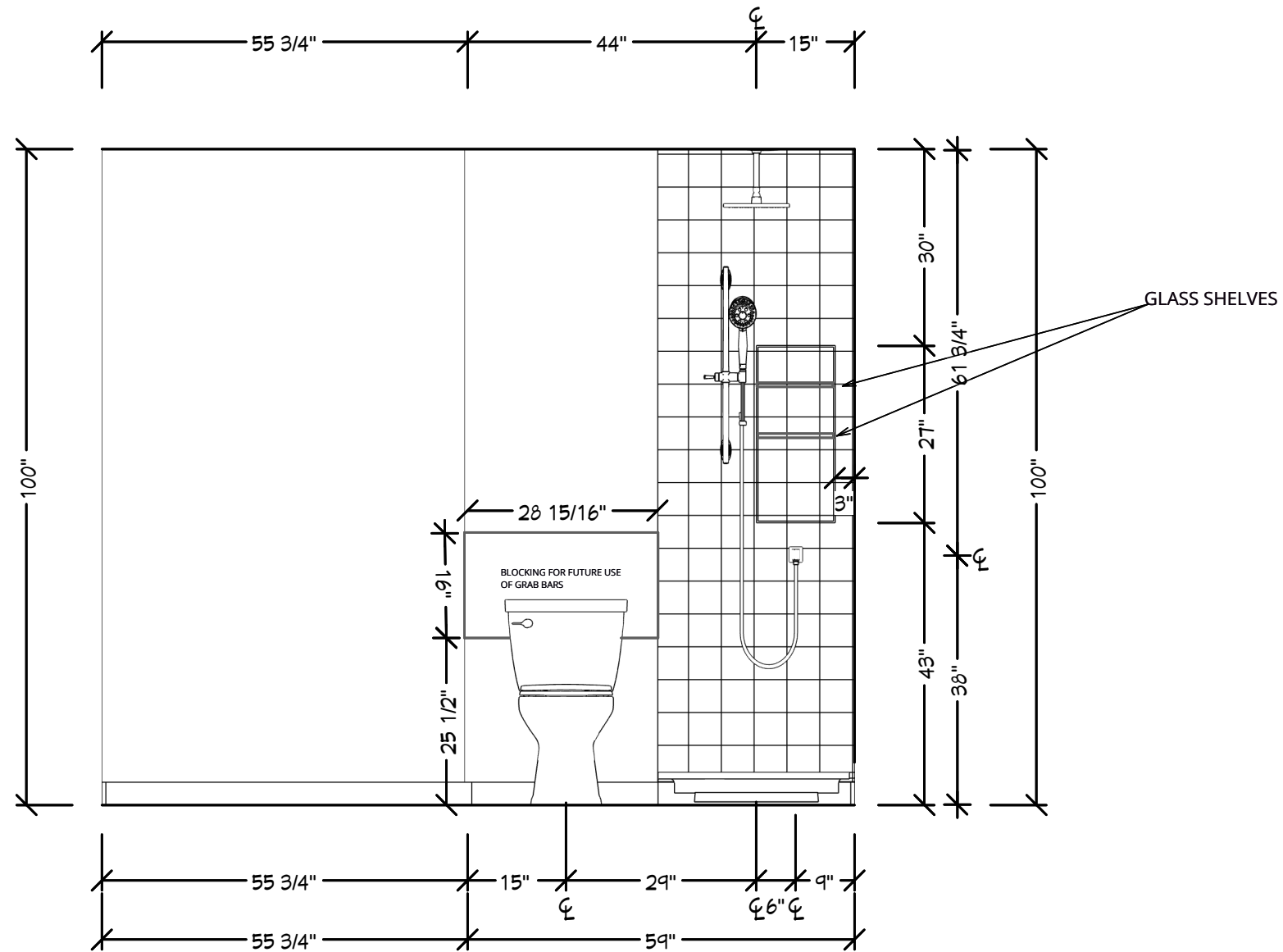
REVISION DATE:

SHEET #

2



GENERAL NOTES:
ALL PLANS REMAIN THE EXCLUSIVE PROPERTY OF THE DESIGNER AND THE CLIENT, FOR THEIR OWN BENEFIT BEFORE STARTING THE WORK, THE CONTRACTOR IS SOLELY RESPONSIBLE TO CONFIRM THE SITE MEASUREMENTS. NO MEASUREMENTS MUST BE TAKEN FROM THE DRAWING SET.
PROJECT:
CLIENT INFO:
DRAFTED BY:
DRAWING DATE:
REVISION DATE:
SHEET #
3



GENERAL NOTES:

ALL PLANS REMAIN THE EXCLUSIVE PROPERTY OF THE DESIGNER AND THE CLIENT, FOR THEIR OWN BENEFIT

BEFORE STARTING THE WORK, THE CONTRACTOR IS SOLELY RESPONSIBLE TO CONFIRM THE SITE MEASUREMENTS. NO MEASUREMENTS MUST BE TAKEN FROM THE DRAWING SET.

PROJECT:

CLIENT INFO:

DRAFTED BY:

DRAWING DATE:

REVISION DATE:

SHEET #

4

B2
A4

BATHROOM ELEVATION

SCALE: 1/2" - 1'-0"



SCALE: 1/2" - 1'-0"

5